



QUALITY that's set in concrete


Albion, Michigan

Battle Creek, Michigan

Jackson, Michigan

Mason, Michigan

Montpelier, Ohio



2011 Product Catalog

SALES & DISTRIBUTION YARDS:

Albion, Michigan

29150 C Dr N
Albion, MI 49224

Judd Snyder (Sales) **517-812-7304**
Phone: 517-629-4800
Fax: 517-629-3493

Battle Creek, Michigan

1991 Base Ave
Battle Creek, MI 49015

Judd Snyder (Sales) **517-812-7304**
Phone: 517-629-4800
Fax: 517-629-3493

Jackson, Michigan

5405 E. Michigan Ave
Jackson, MI 49201

Judd Snyder (Sales) **517-812-7304**
Phone: 517-629-4800
Fax: 517-629-3493

Mason, Michigan

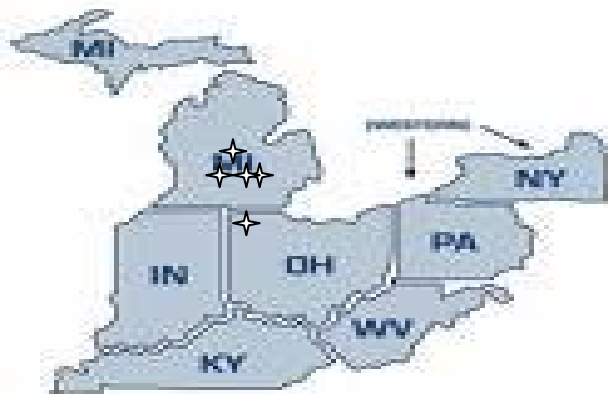
680 Eden Rd
Mason, MI 48854

Judd Snyder (Sales) **517-812-7304**
Phone: 517-629-4800
Fax: 517-629-3493

Montpelier, OH

351 Airport Rd
Montpelier, OH 43543

Judd Snyder (Sales) **517-812-7304**
Phone: 517-629-4800
Fax: 517-629-3493



PRODUCT INDEX**COLUMN**

ADA Tactile Plates.....	1
Access Doors.....	4
Anchor Bolts.....	7
Anchor Straps.....	8
Angle Iron.....	2
Area Walls.....	23
Asphalt Expansion Joint.....	10
Asphalt Foundation Coating.....	3
Bar Ties.....	7
Barrier Fence.....	22
Basement Doors.....	13
Beadboard.....	11
Bilco Doors.....	13
Blueboard.....	12
Bonding Agents.....	15
Brick (Firebrick).....	1
Calcium Chloride.....	11
Catch Basins.....	17
Caulks.....	15
Cement Colors.....	2
Conspic.....	15
Cistern Covers.....	17
Colorings.....	2
Concrete Colors.....	2
Concrete Tools.....	2
Contraction Joint.....	10
Control Joint.....	11
Corrugated Metal Pipe.....	23
Corrugated Plastic Pipe.....	24
Crawl Space Doors.....	4
Curing Blankets.....	11
Damproofing.....	3, 9
Distribution Boxes.....	24
Drain Sumps.....	24
Drainage Products.....	16, 17, 18, 20
Equipment.....	2
Expansion Joint.....	10
Expansion Joint Cap.....	10
E-Z Drain.....	18
Fabrics.....	25
Fiber Expansion Joint.....	10
Fiber Forms.....	8
Flexible Couplings.....	22
Floor Drains.....	17
Foam Expansion Joint.....	10
Foamular.....	12
Form Pins.....	8
Form-A-Drain.....	16
Foundation Coatings.....	3, 9
Foundation Membrane.....	3
Foundation Products.....	3
Gabion Baskets.....	22
Gasketed Pipe.....	21

PRODUCT INDEX (Continued)**COLUMN**

Grade Stakes.....	6
Ice Melt.....	11
ICF Foundations.....	1
Insulation.....	11, 12
Jiffy Clip.....	6, 7
Joint Cap.....	11
Manhole Cover.....	17
Masonry Fill.....	11
Metal Decking.....	4
Moisture Protection.....	3, 9
Mortar Colors.....	2
Nail Stakes.....	8
NDS Products.....	18
Parking Block.....	17
Perlite.....	11
Platon.....	3
Polyfilm.....	9
Polyisocyanurate Insulation.....	12
Prosoco.....	15
PVC Pipe.....	21, 22
PVC Cement.....	22
Rebar.....	5
Rebar Chairs.....	6
Re-Bar Stakes.....	6
Rock Salt.....	3
Scapewel.....	14
Schedule 40 PVC.....	21
Septic Tanks (Plastic).....	20
Septic Tanks & Accessories (Concrete).....	19
Sewer & Drain.....	21
Silica Sand.....	4
Silt Fence.....	22
Silt Sacks.....	17
Sloped Wall Doors.....	13
Snap Cap.....	10
Speed-E-Channel.....	18
Stakwels.....	14
Steel Trench Drain.....	18
Sump Liners.....	24
Test Cylinders.....	4
Tie Wire.....	7
Trench Drain.....	18
Trench Grates.....	18
Twister Tying Tools.....	6
Vapor Barriers.....	9
Vermiculite.....	11
Vinyl Expansion Joint.....	10
Visqueen.....	9
Wall Ties.....	1
Waterproofing.....	3, 9
Waterproofing Membranes.....	3
Window Wells.....	14, 23
Wire Mesh.....	5
WR Meadows.....	15
Zip Strip.....	10
Zonolite.....	11

Column 1

ADA TACTILE PLATES

Cast in Place – Surface Mount – Replaceable


Stock Sizes:

2' x 3' (Red/Yellow/Black)

2' x 4' (Red/Yellow/Black)

2' x 5' (Red/Yellow/Black)

ADA Solutions, INC



Other sizes and colors available upon request

WALL TIES

Simons Panels

4" thru 36" Flat Ties in Stock

Other Sizes Available

Western / Duarnd / Tuff-N-Lite

4" thru 48" Full & Nominal Ties in Stock

Other Sizes Available

Also a wide range of base ties, pins, wedges, turnbuckles, and scaffolding available.

Wall panels available to RENT!

ICF FOUNDATIONS



Stocking i11 Form (Straight, T-block, 90 degree, 45 degree, brick ledge, and taper top)

Complete support in assisting and quoting projects

Scaffolding material available to RENT!

Column 2

EQUIPMENT

Generators

Compactors

Chop Saws

Water Pumps

Power Trowels

Green Cut Saws

Vibra Screeds

Rollers

SOLUTIONS THAT LAST



Also full line of Rental Equipment including 8' Riding Power Trowels and Wall Panels

CONCRETE TOOLS

The Power of RED®



Wide Range of Concrete Finishing Tools

COLORINGS




Full line of Color, Release, Stamps and Stencils

ANGLE IRON

				# per Foot
1"	x 1"	x 1/8"	x 20'	.80
2"	x 2"	x 1/4"	x 20'	3.19
3 1/2"	x 3 1/2"	x 1/4"	x 20'	5.80
5"	x 3 1/2"	x 5/16"	x 20'	8.70

Other sizes and lengths available

Available in Equal Leg Angles and Unequal Leg Angles



Column 3

FOUNDATION PRODUCTS

Foundation Coating – Solvent (Brush or Spray Grade)	5-Gal or 55-Gal
Foundation Emulsion (Brush or Spray Grade)	5-Gal
Foundation Emulsion (Trowel Grade)	5-Gal
Foundation Mastic – Solvent (Trowel Grade)	5-Gal
Metal-Cote (Trowel Grade)	5-Gal

WATERPROOFING MEMBRANES

Mel-Rol	38 ½” x 60’ Roll
Mel-Rol LM	5-Gal or 55-Gal
Premoulded Membrane Vapor Seal w/ Plasmatic Core 4’ x 8’ Panels or 4’ x 50’ Rolls	
PMPC Tape	6” x 50’ Rolls
Catalytic Bonding Asphalt	5-Gallon
Sealtight Pointing Mastic	5-Gallon

DAMPPROOFING - EMULSIONS

Type I – Spray Grade	5-Gal or 55-Gal
Type II – Brush Grade	5-Gal or 55-Gal
Type III – Trowel Grade	5-Gal or 55-Gal

DAMPPROOFING - SOLVENT

Spray-Mastic	5-Gal or 55-Gal
Semi-Mastic	5-Gal or 55-Gal
Trowel-Mastic	5-Gal or 55-Gal

FOUNDATION MEMBRANE

Mel-Drain	Dimple Drainage Board w/ Fabric 4’ x 50’ Roll Avail Fabrics: 4, 6, 8 oz Non-Woven
Platon	Dimple Drainage Board 8’ x 65’ 6” (Single or Double Tab)



Column 4

SILICA SAND

#545 50# Bags, 80# Bags

Other Types Available

ACCESS DOORS W/ CAM LOCK

<u>Sizes</u>	<u>Sizes</u>
8” x 8”	14” x 14”
8” x 12”	16” x 16”
10” x 10”	18” x 18”
12” x 12”	22” x 22”
12” x 16”	24” x 24”

Available types:

M = Masonry

DW = Dry Wall

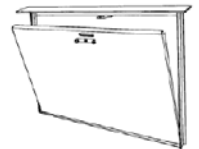
UFR = Fire Rated

Other Styles and Sizes available



CRAWL SPACE DOORS

16” x 24”	24” x 24”
16” x 32”	24” x 32”




METAL DECKING

22 ga Primed Concrete B-deck

(3’ x 12’ sheet)

Other sizes and types available



CONCRETE TEST CYLINDERS

Test Cylinders (20 / Case)

Lids Available



Column 5

WIRE MESH

<u>Wire Gauge</u>		<u>W-Number</u>	<u>Wgt / 100 Sq ft.</u>
6 x 6 10/10	WWF	w1.4/w1.4	21#
6 x 6 8/8	WWF	w2.1/w2.1	30#
6 x 6 6/6	WWF	w2.9/w2.9	42#
6 x 6 4/4	WWF	w4.0/w4.0	58#
4 x 4 6/6	WWF	w2.9/w2.9	62#
4 x 4 4/4	WWF	w4.0/w4.0	85#

Available in rolls and sheets
 Sheet Sizes (5' x 10' & 8' x 15')
 Other gauges and sizes available
 D.O.T. – Approved mesh available
 Pre-Engineered Structural Sheets available



REBAR

<u>Bar Size</u>	<u># Per Foot</u>	<u>Bar Size</u>	<u>Bar Size</u>
#3	0.376	3/8"	10 mm
#4	0.668	1/2"	13 mm
#5	1.043	5/8"	16 mm
#6	1.502	3/4"	19 mm
#7	2.044	7/8"	22 mm
#8	2.670	1"	25 mm

Available in Grade-60, Grade-40, No-Grade or Imports
 Different sizes and lengths available
 Epoxy-Coated Rebar available
 Fabricated Rebar available

(Rebar conversion table on back page of catalog)



Column 6


REBAR GRADE STAKES

#4 x 12"	(50 per bundle)
#4 x 18"	(50 per bundle)
#4 x 24"	(50 per bundle)
#4 x 36"	(50 per bundle)

Also available in # 3 and # 5 Rebar
 Additional Lengths available

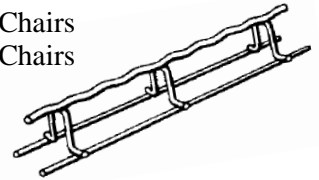
RE-BAR STAKES

2 Prong Type	(50 per carton)
4 Prong Type	(50 per carton)



REBAR CHAIRS

- 2" x 5' Continuous Plain High Chairs
- 3" x 5' Continuous Plain High Chairs
- 4" x 5' Continuous Plain High Chairs



- 2" Individual Steel High Chairs
- 3" Individual Steel High Chairs
- 4" Individual Steel High Chairs



Individual Plastic High Chairs available

Available in various heights, different types of wire,
 and additional styles and types



- 1 1/2" – 2" Indiv. Plastic Snap #3
- 1 1/2" – 2" Indiv. Plastic Snap #4
- 1 1/2" – 2" Indiv. Plastic Snap #5

- 2 1/2" – 3" Indiv. Plastic Snap #3
- 2 1/2" – 3" Indiv. Plastic Snap #4
- 2 1/2" – 3" Indiv. Plastic Snap #5

Snap on for Flat-work or Form-work



Column 7

BAR TIES

5"	16 Ga	5000 per Bag
5 1/2"	16 Ga	5000 per Bag
6"	16 Ga	5000 per Bag
7"	16 Ga	5000 per Bag
8"	16 Ga	5000 per Bag
9"	16 Ga	5000 per Bag



Wood Twister Tying Tools



TIE WIRE

3 1/2 #, 16 Ga. Annealed (20 coils/case)
 3 #, 16 Ga. PVC-Coated (20 coils/case)
 100 #, 9 Ga. Annealed
 50 #, 9 Ga. Annealed



TICLIP



Efficient. Effective. Affordable.

#3 Plastic Rebar Clip
 #4 Plastic Rebar Clip
 #5 Plastic Rebar Clip



ANCHOR BOLTS

Sizes	# / Box	Type
1/2" x 6"	50	Plain or Hot-Dipped Galv.
1/2" x 8"	50	Plain or Hot-Dipped Galv.
1/2" x 10"	50	Plain or Hot-Dipped Galv.
1/2" x 12"	50	Plain or Hot-Dipped Galv.
1/2" x 14"	50	Plain or Hot-Dipped Galv.
1/2" x 16"	50	Plain or Hot-Dipped Galv.
1/2" x 18"	50	Plain or Hot-Dipped Galv.

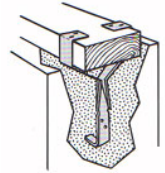
Special Size / Types
 of Anchor Bolts Available



Column 8

ANCHOR STRAPS

15"	(50 / Carton)
23"	(50 / Carton)



NAIL STAKES/ FORM-PINS

7/8" x 18"	(10 per box)
7/8" x 24"	(10 per box)
7/8" x 30"	(10 per box)
7/8" x 36"	(10 per box)

3/4" x 12"	(25 per box)
3/4" x 18"	(10 per box)
3/4" x 24"	(10 per box)
3/4" x 30"	(10 per box)
3/4" x 36"	(10 per box)
3/4" x 42"	(10 per box)
3/4" x 48"	(10 per box)

18" Flat	(10 per box)
24" Flat	(10 per box)

Other types of Form Pins also available
 Nailstake Pullers available
 Other sizes also available



FIBER FORMS / COLUMN FORMS

Sizes	Wall Thickness
8" x 12'	.125
10" x 12'	.150
12" x 12'	.150
14" x 12'	.175
16" x 12'	.175
18" x 12'	.200
20" x 12'	.200
24" x 12'	.225
30" x 12'	.350
36" x 12'	.350
42" x 12'	.500
48" x 12'	.500



Other Diameters, Lengths, Wall Thickness, Seamless
 and others also available

Column 9

POLYFILM / VISQUEEN

6' x 100'	4.0 Mil	6.0 Mil
8' x 100'	4.0 Mil	6.0 Mil
10' x 100'	4.0 Mil	6.0 Mil
12' x 100'	4.0 Mil	6.0 Mil
14' x 100'	4.0 Mil	6.0 Mil
16' x 100'	4.0 Mil	6.0 Mil
20' x 100'	4.0 Mil	6.0 Mil
20' x 100'	8.0 Mil	10.0 Mil
24' x 100'	4.0 Mil	6.0 Mil
28' x 100'	4.0 Mil	6.0 Mil
32' x 100'	4.0 Mil	6.0 Mil
40' x 100'	4.0 Mil	6.0 Mil

Also available in:

Reinforced, Fire-Rated,
Black, White, Clear,
and other Sizes and Mil strengths



REINFORCED POLYFILM

20' x 100' 6.0 Mil Reinforced
32' x 100' 6.0 Mil Reinforced
40' x 100' 6.0 Mil Reinforced



Also available in:

Fire-Retardant
and other Width, Sizes, and Mil strengths

VAPOR BARRIERS

Vapor Block 10 15' x 200' Rolls
Vapor Block 15 12' x 200' Rolls
Vapor Bond Tape 4' x 210' Rolls



Perminator 10 15' x 200' Rolls
Perminator 15 12' x 200' Rolls
Perminator Tape 4' x 180' Rolls



Orange Guard 10 20' x 100' Rolls
Orange Guard 15 20' x 100' Rolls
Orange Guard Tape 4' x 180' Rolls



Premoulded Membrane Vapor Seal w/ Plasmatic Core
4' x 8' Panels or 4' x 50' Rolls

PMPC Tape 6' x 50' Rolls
Catalytic Bonding Asphalt 5-Gallon
Sealtight Pointing Mastic 5-Gallon

Column 10

FIBER / ASPHALT EXPANSION JT.

Size

1/2" x 3"
1/2" x 3 1/2"
1/2" x 4"
1/2" x 5"
1/2" x 6"
1/2" x 8"




All sizes available in Fiber or Asphalt
All sizes also available in 1/4", 3/8", 1" thick
All sizes available in 5' or 10' lengths
Additional lengths and thickness also available

FOAM EXPANSION JOINT

1/4" x 3" x 100' 1/2" x 3" x 50' 1/2" x 6" x 50'
1/4" x 4" x 100' 1/2" x 3 1/2" x 50' 1/2" x 8" x 50'
1/4" x 6" x 100' 1/2" x 4" x 50'

All sizes come with Tear-Off strip

Other sizes and thickness
also available



PROFLEX VINYL EXP. JOINT

Size

1/4" x 3" x 5'
1/4" x 3 1/2" x 5'
1/4" x 4" x 5'
1/4" x 6" x 5'

Size

1/2" x 3" x 5'
1/2" x 3 1/2" x 5'
1/2" x 4" x 5'
1/2" x 6" x 5'

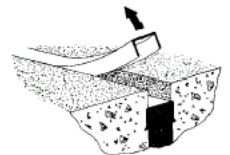


10' lengths available
Other widths available

EXPANSION JOINT CAP / SNAP CAP

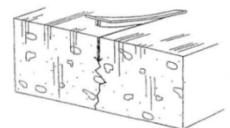
1/2" x 10' (1000 lf / box)

Other thickness available



CONTRACTION JOINT / ZIP STRIP

1" x 10' (500 lf / box)
1 1/2" x 10' (300 lf / box)
2" x 10' (200 lf / box)




Column 11

CURING BLANKETS

6' x 25' 7.74 Curing Blankets
(2 Layer Bubble in between 1 Layer Aluminum)

6' x 25' 2.78 Curing Blankets
(2 Layer Bubble, 3 Layer Foam)



Other Sizes, R-Values, and Types available

CALCIUM CHLORIDE / ICE MELT

25#, 50# Calcium Chloride Flake
50# Calcium Chloride Pellets

Additional packaging sizes available
Heavy-Duty outdoor storage covers available

Also available:

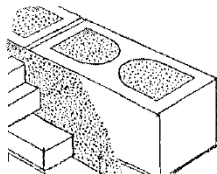
Absorbents – Clay Products
Blended Ice Melts
Potassium Chloride
Rock Salt
Sweeping Compounds
Water Softener Salt & Sands



INSULATION – MASONRY FILL

Zonolite
Vermiculite
Perlite

4 Cubic Foot Per Bag
(30 bags per pallet)



BEADBOARD

(Expanded Polystyrene)
"R" Value = 3.85 Per Inch

	<u>Sheets/Bun</u>
1" x 2' x 8' Beadboard	44
1 1/2" x 2' x 8' Beadboard	28
2" x 2' x 8' Beadboard	22

Column 12

INSULATION – BOARD



(Extruded Polystyrene)

"R" Value = 5.0 Per Inch	Compressive <u>Strength</u>	Sheets <u>Per Bun</u>
1" x 4' x 8' Foamular 150	15 PSI	96
1 1/2" x 4' x 8' Foamular 150	15 PSI	64
2" x 4' x 8' Foamular 150	15 PSI	48
1" x 4' x 8' Foamular 250	25 PSI	96
1 1/2" x 4' x 8' Foamular 250	25 PSI	64
2" x 4' x 8' Foamular 250	25 PSI	48

Scored for Cavity-Cut and 1/2 Sheets

Pre-cut Cavity Cut Available

Other Thicknesses and Sizes Available

Other Owens Corning Commercial Products Avail

(Extruded Polystyrene)

"R" Value = 5.0 Per Inch	Compressive <u>Strength</u>	Sheets <u>Per Bun</u>
1" x 4' x 8' Utility Fit	15 PSI	96
1 1/2" x 4' x 8' Utility Fit	15 PSI	64
2" x 4' x 8' Utility Fit	15 PSI	48
1" x 4' x 8' Blueboard	25 PSI	96
1 1/2" x 4' x 8' Blueboard	25 PSI	64
2" x 4' x 8' Blueboard	25 PSI	48

Scored for Cavity-Cut and 1/2 Sheets

Pre-cut Cavity Cut Available

Other Thicknesses and Sizes Available

Other Dow Commercial Products Avail



POLYISOCYANURATE PRODUCTS

Super Tuff-R Commercial
Tuff-R Commercial
Thermax Heavy Duty Plus
Thermax Heavy Duty
Thermax Light Duty
Thermax Sheathing
Tuff-R Commercial



Column 13

BILCO BASEMENT DOORS

Ultra Series Door (High Density Polyethylene):

<u>Style</u>	<u>Length</u>	<u>Width</u>	<u>Height</u>
C	72"	55"	19 1/2"

Classic Series Door (Metal):

<u>Style</u>	<u>Length</u>	<u>Width</u>	<u>Height</u>
O	58"	47"	30"
B	64"	51"	22"
C	72"	55"	19 1/2"
SL	43 1/4"	51"	52"

Stringer Size: O, B, C, SL, E

Extension Size: 6", 12", 18", 24"

Bilco Door Locks also available



BILCO SLOPED WALL DOORS

<u>Model #</u>	<u>Minimum Inside Width</u>
SLW3641	36" - 41"
SLW4651	46" - 51"
SLW4751	47" - 51"
SLW5055	50" - 55"
SLW5459	54" - 59"

SLOPED WALL EXTENSION PANELS

SLW 6"

SLW 12"

SLOPED WALL FOUNDATION PLATES

<u>Model #</u>	<u>Length</u>	<u>Width</u>	<u>Height</u>
FP 5	84"	5"	1 3/4"
FP 8	84"	8"	1 3/4"
FP11	84"	11"	1 3/4"
FP14	84"	14"	1 3/4"

Column 14

SCAPEWEL'S

<u>Model #</u>	<u>Description</u>	<u># of Tiers</u>	<u>Width</u>
4048-42	Window Well	2	42"
4048-54	Window Well	2	54"
4048-66	Window Well	2	66"
4862-42	Window Well	3	42"
4862-54	Window Well	3	54"
4862-66	Window Well	3	66"
3019-42	Extension	3	42"
3019-54	Extension	3	54"
3019-66	Extension	3	66"
4042-C	Clear Cover	2	42"
4054-C	Clear Cover	2	54"
4066-C	Clear Cover	2	66"
4842-C	Clear Cover	3	42"
4842-C	Clear Cover	3	54"
4842-C	Clear Cover	3	66"
CG-1	Metal Grate	2	42"
CG-2	Metal Grate	2	54"
CG-3	Metal Grate	2	66"
CG-4	Metal Grate	3	42"
CG-5	Metal Grate	3	54"
CG-6	Metal Grate	3	66"



STAKWEL'S

<u>Model #</u>	<u>Description</u>
STKWL-48	Modular 48" Window Well
STKWL48-D	48" Clear Cover
STKWL48-G	48" Grate Cover



CHEMICAL LINES:

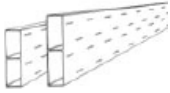







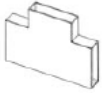






Stocking a full-line of Concrete Chemicals from the above manufacturers including:

- Curing Compounds
- Sealing Compounds
- Curing and Sealing Compounds
- Adhesives and Bonding Agents
- Release Agents
- Concrete Restoration Products
- Grouts
- Hardeners
- Accelerators
- Surface and Evaporation Retarders
- Moisture Protection and Coating
- Floor Coatings
- Cleaning


The complete and full-lines are available from each of the above listed manufacturers. However, all may not be stocked at each location.

Please contact us for details.


	<u>Lineals</u>	<u>Size</u>	<u>Pcs/Pallet</u>	<u>Part #</u>
	6" x 12'	6"	80	LN126
	8" x 12'	8"	60	LN128
	10" x 12'	10"	75	LN1210
	<u>Fittings</u>	<u>Size</u>	<u>Pcs/Carton</u>	<u>Part #</u>
	Coupling (Extruded)	6"	16	XCPL6
		8"	16	XCPL8
		10"	20	XCPL10
	Coupling With Hole (Molded)	6"	20	COUP6
		8"	20	COUP8
		10"	20	COUP10
	90° Corner	6"	24	CN906
		8"	24	CN908
		10"	24	CN9010
	45° Corner	6"	8	CN456
		8"	8	CN458
		10"	20	CN4510
	Single Outlet	6"	6	OUT46
		8"	6	OUT48
		10"	6	OUT410
	Double Outlet	6"	6	DOF46
		8"	6	DOF48
		10"	4	DOF410
	Vertical 90° L	6"	8	VL906
		8"	8	VL908
		10"	10	VL9010
	Vertical T	6"	8	VTEE6
		8"	8	VTEE8
		10"	10	VTEE10
	<u>Accessories</u>	<u>Size</u>	<u>Pcs/Carton</u>	<u>Part #</u>
	Grade Stakes	18"	100	GS018
		30"	100	GS030
	Spacer Straps (For 6",8")	16"	16	SS416
		20"	16	SS420
		24"	16	SS424
	Spacer Straps (For 10")	20"	32	SS820
		24"	32	SS824
	Outlet Snap Adaptor	All	96	AD004



Forms Footings



Drains Foundations



Vents Radon



Column 17

CONCRETE CATCH BASINS

2' x 2' x 3' (with knock-outs)
2' x 2' x 4' (with knock-outs)

2' x 2' x 6" Riser
2' x 2' x 12" Riser
2' x 2' x 24" Riser

D.O.T. Approved also available

2' x 2' Heavy-Duty Grate (Bicycle-Safe)
Other Sizes and Types also available

SILT SACKS FOR CATCH BASINS

2' x 2'
2' x 4'

MANHOLE COVERS & FRAMES

12" Round	12" Square
18" Round	18" Square
20" Round	24" Square
24" Round	

Available in solid or grated covers

FLOOR DRAINS

4"
6"
Available as lid only or body only

PARKING BLOCK

Available Sizes (Concrete):
6'
7'
8'

Also: Plastic w/ Concrete Core
6' Tuf Tite (Yellow & Blue)



Column 18

TRENCH DRAIN / ACO DRAIN



Homedrain Polyethylene Channel and Grate,
Residential, Non-Sloping Drain
(1-Meter Channel)

Raindrain Polymer Concrete, Residential,
Non-Sloping Drain (1-Meter Channel)

K-100 S Polymer Concrete, Commercial,
Pre-Sloped Drain (1-Meter Channel)

Grates, Fittings, and Installation Accessories available

E-Z DRAIN – STEEL TRENCH DRAIN

6" E-Z Drain
6" End Plate
6" End Plate W/Hole
(Comes Complete w/Steel Bottom in 6" Widths Only)

Available in 4, 5, and 6 ft lengths

TRENCH GRATES – CAST IRON

6" x 24" x 3/4"
8" x 16" x 3/4"
8" x 24" x 3/4"
8" x 24" x 1"
12" x 24" x 1"

NDS TRENCH DRAIN PRODUCTS

Speed-E-Channel (with grates)
Distribution Boxes
Grates for Distribution Boxes



Column 19



SEPTIC TANKS (Pre Cast Concrete)

<u>Gal</u>	<u>Size</u>	<u>Shape/Compartments</u>
500 w/ riser	5'x8'x42"	Square / Single
500 Drywell	4' dx5'h	Round Ring / Single
750 Drywell	4'x8'x42"	Square / Single
1000 regular	5'x8'x68"	Square / Single
1000 w/ riser	5'x8'x68"	Square / Single
1000 w/ riser	5'x8'x68"	Square / Dual
1000 pump	5'x8'x68"	Square / Single
1500 regular	5'8"x10'6"x68"	Square / Dual
1500 w/ riser	5'8"x10'6"x68"	Square / Dual
1500 pump	5'8"x10'6"x68"	Square / Dual
2000 w/ riser	7'1"x12'x68"	Square / Dual
3500 w/ riser	7'1"x12'x104"	Square / Dual
5000 w/ riser	7'1"x12'x140"	Square / Dual



Wide range of risers, pumps, control panels, Filters, and other supplies available.

Column 20



SEPTIC TANKS

NORWESCO (Polyethelyne)

<u>Gal</u>	<u>Style</u>	<u># of Manholes / Compartments</u>
300	Sphere	1 MH / 1 C
500	Sphere	1 MH / 1 C
750		1 MH / 1 C
750		2 MH / 1 C
750		2 MH / 2 C
1000		1 MH / 1 C
1000		2 MH / 1 C
1000		2 MH / 2 C
1250		2 MH / 1 C
1250		2 MH / 2 C
1500		2 MH / 1 C
1500		2 MH / 2 C



Column 21

(Sewer and Drain) D2729

<u>Diameter</u>	<u>Length</u>	<u>Type</u>
4"	10'	Solid / Perforated
6"	10'	Solid / Perforated

Full Line of S/D fittings available

PVC (Sewer) D3034 SDR-35

Gasketed

<u>Diameter</u>	<u>Length</u>	<u>Type</u>
4"	14'	Gasketed
6"	14'	Gasketed
8"	14'	Gasketed
10"	14'	Gasketed
12"	14'	Gasketed
15"	14'	Gasketed
18"	14'	Gasketed

Full Line of SDR-35 fittings available
Additional diameters available

PVC Schedule-40 DWV

<u>Diameter</u>	<u>Length</u>	<u>Type</u>
4"	10'	Solid
6"	10'	Solid

Full Line of Schedule 40 fittings available
Additional diameters and lengths available
Plain-End or Belled-End Available
Perforating available



Column 22

PVC CEMENT / PRIMER

PVC Purple Primer	Quarts / Pints
PVC Cement	Quarts / Pints
PVC Cold-Weather Cement	Quarts / Pints

Other sizes and types available

FLEXIBLE COUPLINGS

<u>Clay – Clay</u>	<u>Clay – Plastic</u>	<u>Plastic – Plastic</u>
4" – 4"	4" – 4"	4" – 4"
6" – 4"	6" – 4"	6" – 4"
6" – 6"	6" – 6"	6" – 6"
8" – 6"	8" – 6"	8" – 6"
8" – 8"	8" – 8"	8" – 8"
10" – 10"	10" – 10"	10" – 10"
12" – 12"	12" – 12"	12" – 12"

Other sizes also available

Universal Adapters (Doughnuts)

SILT FENCES

24" x 100' w/post
30" x 100' w/post
36" x 100' w/post
42" x 100' w/post

D.O.T. State-Approved Fences and Super Silt Fences also available

BARRIER FENCES

48" x 100' w/post
48" x 100' w/o post

Column 23

CORRUGATED METAL PIPE

<u>Diameter</u>	<u>Gauge</u>
6"	18
8"	16
10"	16
12"	16
15"	16
18"	16
24"	16
30"	16
36"	16
42"	16
48"	16




Available in different lengths, gauges, and corrugation configurations

Other Corrugated Metal Products Available

Aluminum	Fittings
Aluminized	Perforated Pipe
Asphalt Coated	Polymer Coated
Asphalt Coated and Paved	Riveted
Arch Pipe	Retention/Detention Tanks
Area Walls	Smooth Flow
Bands	Slotted Drain
End-Sections	Ultra Flow

AREA WALLS – Corrugated

12" x 36"
 18" x 36"
 24" x 36"
 30" x 36"
 36" x 36"
 Foundation Vent
 Area Wall Grate



Custom sizes available:

Width ___" x Height ___" x Projection ___", Type

Round

Straight

Square



Column 24

CORRUGATED PLASTIC PIPE



<u>Diameter</u>	<u>Length</u>	<u>Type</u>
4"	10, 100', 250'	Solid / Slotted
6"	100'	Solid / Slotted
8"	20'	Solid
10"	20'	Solid
12"	20'	Solid
15"	20'	Solid
18"	20'	Solid
24"	20'	Solid
30"	20'	Solid
36"	20'	Solid
48"	20'	Solid

Sizes 6" thru 48" available in smooth interior (Inline Bell/Pro-Link)

Full line of fittings also available

Other Plastic Products Available

Distribution Boxes	(See Column 18)
Drain Guard	
Drain Sumps	(See Column 18)
End sections	
Fabric	(See Column 25)
Gravel Less Pipe	
Leachbed Pipe	
NDS Products	(See Column 18)
SB-2	
Septic Tanks	(See Column 20)
Sock Pipe	
Sump Liners	(See Below)
Water Tanks	(See Column 19)

SUMP LINERS


24" Sump Liners
 30" Sump Liners

Heavy-Duty Sump Liner Lids

12" Plastic Grates

CONSTRUCTION FABRICS

Weight Type Roll Size
 200 # Woven (GS) 12.5' x 432'



TerraTex
Soil Stabilization

Woven Fabrics:

Used for separation, stabilization and reinforcement applications. Excellent separator for aggregate and sub-grade. Ideal for use under driveways, parking, storage, staging areas, roadways, airport runways, paving blocks and access roads. Also used as a soil reinforcement in retaining walls and steepened slopes, in foundation stabilization and as landfill covers.

Non-Woven Fabrics:

Used for drainage, filtration, erosion control and separation applications. Lightweight fabrics typically used in under drain systems to prevent soils from entering drainage systems.

Also Available

Geogrids, Woven and Monofilament Fabrics

CONSTRUCTION FABRICS CROSS REFERENCE CHART

<u>Wtg.</u> <u>(oz)</u>	<u>Carthage</u> <u>Mills</u>	<u>US Fabrics</u>	<u>Mirafi</u>	<u>Webtec</u>	<u>Amoco</u>	<u>Synthetic</u>	<u>Linq</u>	<u>ADS</u>	<u>Contech</u>
NON-WOVEN FABRICS									
3.0	FX-30HS	US 80NW	135N	NO3	4535	311	120EX	3300	C-31NW
3.5	FX-35HS	US 90NW	140NL	NO4	4545	351	125EX	4000	C-35NW
4.0	FX-40HS	US115NW	140NC	SD	4546	401	130EX	4420	C-40NW
6.0	FX-60HS	US160NW	160N	NO6	4551	601	150EX	6600	C-60NW
7.0	FX-70HS	US180NW	170N	NO7	4552	701	180EX	7000	C-70NW
8.0	FX-80HS	US205NW	180N	NO8	4553	801	225EX	8801	C-80NW
10.0	FX-100HS	US270NW	1100N	NO10	4510	1001	250EX	1020	C-100NW
12.0	FX-120HS	US300NW	1120N	NO12	4512	1201	275EX	-	C-120NW
16.0	FX-160HS	US380NW	1160N	NO16	4516	1601	350EX	-	C-160NW
WOVEN FABRICS									
150#	FX-44	US150	500XL	GS-150	2000	135ST	GTF200F	-	-
200#	FX-55	US200	500X	GS	2002	200ST	GTF200	9530	C-200
300#	FX-66	US315	600X	HD	2006	300ST	GTF30	9750	C-300



COMMON SIZES OF WIRE MESH

<u>Wire Gauge</u>			<u>w-Number</u>	<u>Weight per 100 Sq. Ft.</u>
6 X 6	10/10	WWF	w1.4 / w1.4	21#
6 X 6	8/8	WWF	w2.1 / w2.1	30#
6 X 6	6/6	WWF	w2.9 / w2.9	42#
6 X 6	4/4	WWF	w4.0 / w4.0	58#
4 X 4	8/8	WWF	w2.1 / w2.1	44#
4 X 4	6/6	WWF	w2.9 / w2.9	62#
4 X 4	4/4	WWF	w4.0 / w4.0	85#

STANDARD REBAR INFORMATION

<u>Bar Size</u>	<u>Weight Per Foot</u>	<u>20' Pcs / Ton</u>	<u>Bar Size</u>	<u>Bar Size</u>
#2	0.167	600	1/4"	7 mm
#3	0.376	266	3/8"	10 mm
#4	0.668	150	1/2"	13 mm
#5	1.043	96	5/8"	16 mm
#6	1.502	67	3/4"	19 mm
#7	2.044	49	7/8"	22 mm
#8	2.670	38	1"	25 mm
#9	3.400	29	1-1/8"	28 mm
#10	4.303	23	1-1/4"	31 mm

R E B A R C O N V E R S I O N

TO CONVERT THE PRICE FROM CWT (HUNDRED WEIGHT) TO PRICE PER PIECE, USE THE FOLLOWING FORMULA:

$$(WEIGHT PER FOOT) \times (LENGTH IN FEET) \times (PRICE PER CWT) \div (100) = PRICE PER PIECE$$

FOR EXAMPLE: You buy #4 X 20' REBAR @ \$50.00 CWT → .668 X 20 X \$50.00 ÷ 100 = \$ 6.68 per piece